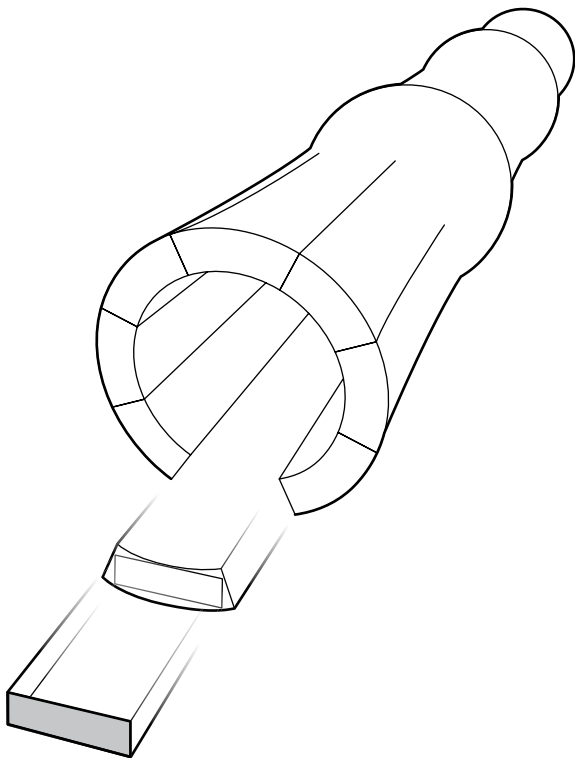


stem to strip

After harvesting the mature bamboo stems are split in longitudinal direction and the louter skin is removed. The strips naturally have a light yellow colour (natural), but can be steamed for a light brown colour (caramel) or thermally treated for a dark brown colour (chocolate).



strip to product

After treating and drying, the strips are ready to be connected in several ways to make the final product.



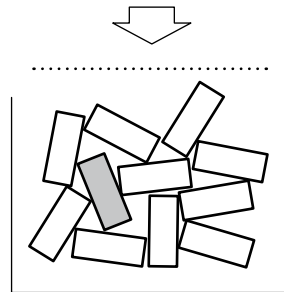
plain pressed (PP)

Strips are placed horizontally and glued together to create a wide line pattern with the characteristic bamboo nodes clearly visible.



side pressed (SP)

Strips are placed vertically and glued together to create a narrow line pattern with the bamboo nodes visible in a subtle way.

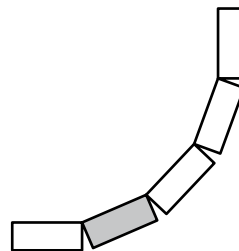


extra hard

In the catalogue the high density variation is indicated by a hammer.

high density® (HD)

Strips are compressed and glued under high pressure, creating an elegant random line pattern. The result is a floor that is even harder than the best tropical hardwood species.



flexible (F)

There are 2 different styles: solid strip (maximum width 17mm) and veneered strip (standard width 50mm).